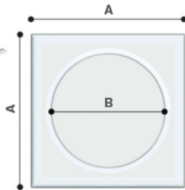


## PERSONAL INDEPENDENCE PROVIDERS

"Specialists In Falls Prevention & adaptations"



Tray not handed  
Standard tray illustrated.  
Ref: TERN1200  
A = 1200MM B = 875MM



Tray not handed  
Coved tray with tiling upstand  
illustrated. Ref: TERN1225C  
A = 1225MM B = 875MM

- Suits wooden floors
- Suits screeded floors
- No height difference from the floor
- Supplied with HEPVO Self Sealing waste
- UPSW-3-22 Pumped waste available



### Our Guarantee

"We pride ourselves on our courtesy and professionalism. We guarantee that if you are not satisfied with your completed installation and the level of finish, we will meet the cost for a tradesperson of your choice to demolish and re-install the equipment."

## Our Clients



## Covering Victoria Wide

Please phone one of our helpful staff on **1300 657 016** and we can arrange for a site visit, quotation and installation where required.

## Contact Information

**1300 657 016**  
**1300 657 024**  
[pip@haleberry.com.au](mailto:pip@haleberry.com.au)  
 PO Box 92 Watsonia VIC 3087




Established in 1999



## THE TERN SHOWER TRAY

The rotating, level access shower tray transforming independent showering



Registered Building Practitioner: DB-U 25053  
 HIA: 855278 Master Builders: 275039  
 Fully Insured.

- Mobile Bathrooms • Portable Bathrooms
- Cut Down Baths • Platform Steps
- Major Home Modifications • Bathroom Modifications • Ramps • Banister Rails • Grab Rails

[haleberry.com.au](http://haleberry.com.au)



[haleberry.com.au](http://haleberry.com.au)

## The TERN rotating, level access shower tray transforms independent showering.

- A Tern level access tray **promotes independence** whilst showering for users with restricted mobility who wish to shower themselves either standing or seated in a shower chair (chair as shown).
- Tray rotation **reduces** physical demands on user or carer enabling effective full body cleansing.
- Significantly **improves user and carer efficiency** by reducing showering time by up to half.
- Transition into shower chair can be made away from the shower area, reducing the risk of slipping or falls and carer related lifting injuries.
- **Space saving** - requires no turning circle within the bathroom.
- Standard tray has a flat top surface for tiling down onto, or coved tray has tiling upstands which will accommodate wallboards or wall tiles.
- Hot seam weld vinyl sheet flooring directly to the tray's unique TRUESEAL2 watertight floor edge profile.

- Flat, anti-slip surface for an assured underfoot grip, unlike a wetroom which is sloped.
- Soft start/stop operation using wireless fob, with built-in safety time out. Can be used as a standard shower tray simply without using the wireless fob.
- Easy to install, maintenance free and comes with a **5 year guarantee**.
- **Exclusively** incorporates antibacterial protection ensuring a clean safe surface.
- Easily dry the user with minimum effort by the addition of a Body Dryer, which will also keep the shower area dry, reducing the risk of slips, see opposite.
- Use with half height carer doors, a glass screen or a cubicle.



View Sarah's Tern shower tray in action on YouTube, scan the above right QR code to view Tern tray details on your phone or tablet.




Suitable for stationary or mobile shower chairs (A chair without footrests).

## A selection of ancillary items that will positively enhance the showering experience.



1. FLUTED GRABRAILS



2. REDRING ELECTRIC SHOWER



3. BODY DRYER

- Mobile Bathrooms • Portable Bathrooms • Cut Down Baths • Platform Steps • Major Home Modifications
- Bathroom Modifications • Ramp Constructions • Grab Rails • Banister Rails

📞 1300 657 016 📞 1300 657 024 ✉ pip@haleberry.com.au 🌐 www.haleberry.com.au

